

LKS2 The Romans Differentiated Reading Comprehension Activity

Support your child's reading comprehension skills using these informative sheets all about the Romans.


Curriculum Aim: Year 3 Reading Comprehension

Printable or Use On-Screen

Using a Dictionary Scavenger Hunt Worksheet

Help your child to develop their vocabulary and dictionary skills using this exciting scavenger hunt.

Curriculum Aim: Year 3 Word Reading



Printer Required



No Printer, No Problem

Year 3 Inference and Understanding Reading Skills PowerPoint


Use this engaging PowerPoint to support your child with making inferences while reading.

Curriculum Aim: Year 3 Reading: Making Inferences


KS2 Speak like an Expert Challenge Card: Spelling and Vocabulary

This exciting activity encourages children to practise their speaking skills while talking about their knowledge of spelling and vocabulary.

Curriculum Aim: Year 3 Reading: Vocabulary



No Printer, No Problem




Printable or Use On-Screen

LKS2 60-Second Reads: Spring Activity Pack

This fun pack contains four short texts and questions all on the topic of spring.

Curriculum Aim: Year 3 Reading Comprehension



Y3/Y4 Statutory Spelling Word Mazes Activity Pack


Help your child to practise words from the statutory spelling list using these exciting word mazes.

Curriculum Aim: Year 3 SPaG: Statutory Spelling Words

Year 3 Edit and Improve with Mr Whoops - Character Description Resource Pack

Use this PowerPoint and accompanying worksheets to encourage your child to improve different character descriptions.

Curriculum Aim: Year 3 Writing Transcription: Proofreading and Editing



LKS2 Uplavelling Sentences Worksheets


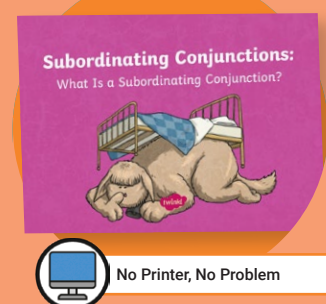
This exciting pack contains a number of simple sentences and step-by-step prompts on how they can be improved.

Curriculum Aim: Year 3 Writing Transcription: Proofreading and Editing

Subordinating Conjunctions KS2: What is a Subordinating Conjunction? PowerPoint

Help your child to understand what subordinating conjunctions are and how they can be used with this engaging and interactive PowerPoint.


Curriculum Aim: Year 3 SPaG: Subordinating Conjunctions



'Rapunzel Rapunzel' Reverse Poem and Resource Pack

Use this fun pack to discover what reverse poems are and how to write your own.

Curriculum Aim: Year 3: Writing Composition



Printer Required

Missing Number to 100 Fortune Tellers


Make your own fortune teller to practise the number bonds of 100.

Curriculum Aim: Year 3: Number bonds of 100

Year 3 Measuring The Perimeter of Simple 2D Shapes Differentiated Worksheets

Measure the perimeter of the shapes using a ruler.

Curriculum Aim: Year 3: Perimeter of shapes



Printer Required



No Printer, No Problem

Arithmagic-Themed 3 Times Table


A fun, multi-choice interactive game to practise 3 times table facts.

Curriculum Aim: Year 3: 3 Times Table


Year 3 Capacity and Volume Differentiated Worksheets

Identify how much liquid is in each container.

Curriculum Aim: Year 3: Capacity and Volume



Printable or Use On-Screen




Printer Required

LKS2 Mother's Day Mixed Calculations Maths Mosaics Differentiated Worksheets

Practise different types of calculations with this colouring activity.

Curriculum Aim: Year 3: Mixed Calculations



Printable or Use On-Screen



Science Knowledge Organiser: Plants Year 3


Use this Knowledge Organiser to help children learn and understand all of the key vocabulary associated with the year 3 topic of plants.

Curriculum Aim: Year 3: Identify and describe the functions of different parts of flowering plants. Explore the requirements of plants for life and growth and how they vary from plant to plant. Explore the part that flowers play in the life cycle of flowering plants, including pollination, seed formation and seed dispersal.

Science: Plants Year 3 Unit Home Learning Tasks

A fun game to help children learn about the different parts of a flower.

Curriculum Aim: Year 3: Identify and describe the functions of different parts of flowering plants.



Printer Required



Printer Required



Parts of a Plant Foldable Interactive Visual Aid Template

This foldable parts of a plant interactive visual aid is a great way to see the different parts of the plant.

Curriculum Aim: Year 3: Identify and describe the functions of different parts of flowering plants.

Year 3 Plants Escape the Room Game

Children will love this escape the room game which covers the national curriculum science objectives for year 3 plants. Children can work in pairs, groups or individually to solve clues that help them find the key to open the greenhouse and escape.

Curriculum Aim: Year 3: Identify and describe the functions of different parts of flowering plants. Explore the requirements of plants for life and growth and how they vary from plant to plant. Explore the part that flowers play in the life cycle of flowering plants, including pollination, seed formation and seed dispersal.



Printer Required



No Printer, No Problem



Parts of a Flower Hotspots

When learning about life cycles of plants in science, children need to investigate the different parts of a flower. This interactive picture is a great way for them to find out the names of each part of a flower and its function.

Curriculum Aim: Year 3: Identify and describe the functions of different parts of flowering plants. Explore the part that flowers play in the life cycle of flowering plants, including pollination, seed formation and seed dispersal.



Easter Pop-Up Card

Follow the instructions to make this fun pop-up Easter chick card.

Curriculum Aim: To learn about significant celebrations.

Printer Required



A Roman Life For Me Animation Story

Watch this animation about what life was like for a new Roman soldier.

Curriculum Aim: To learn about the Roman Empire and its impact on Britain.



Printable or Use On-Screen



No Printer, No Problem



Van Gogh Information PowerPoint


Learn about the life and works of painter Vincent van Gogh.

Curriculum Aim: To learn about great artists, architects and designers in history.

Make a Musical Instrument

Make a musical instrument using materials found around the house and compose your own tunes.

Curriculum Aim: To improvise and compose music.



Printer Required



Printable or Use On-Screen



Volcanoes Geography Short Animation

A video animation explaining what a volcano is and why it erupts.

Curriculum Aim: Identify physical geographical features.



No Printer, No Problem



The Romans Interactive Word Search

An interactive self-marking word search based on the Romans.

Curriculum Aim: To learn about the Roman Empire and its impact on Britain.

Plants Interactive eBook

An interactive online book to find out all about flowering plants.

Curriculum Aim: Research plants and find out about parts, functions and life cycles of flowering plants.



No Printer, No Problem



Place Value
within 1000

Let's Go!

No Printer, No Problem



Place Value Within 1000 Multiple Choice Quiz

A self-marking multiple choice quiz to test knowledge of place value up to 1000.

Curriculum Aim: Year 3: Recognise the place value of each digit in a 3 digit number.