


Let's draw abstract people, animals, places, and objects!

Look at the photo cards, images in books or online, or people and objects around you. Can you sketch abstract versions of them?

Kandinsky's abstract forms



Kandinsky used simple lines and shapes to describe people, buildings, clouds, the ground, the moon, and other natural and man-made objects.

Over 1-2 pages, using only pencils (and a ruler if you wish), sketch simple, abstract shapes to describe the things you see in the photos (or around you). Label them.

Let's draw abstract people, animals, places, and objects!

Look at the photo cards, images in books or online, or people and objects around you. Can you sketch abstract versions of them?

Kandinsky's abstract forms




Kandinsky used simple lines and shapes to describe people, buildings, clouds, the ground, the moon, and other natural and man-made objects.

Over 1-2 pages, using only pencils (and a ruler if you wish), sketch simple, abstract shapes to describe the things you see in the photos (or around you). Label them.

Let's draw abstract people, animals, places, and objects!

Look at the photo cards, images in books or online, or people and objects around you. Can you sketch abstract versions of them?

Kandinsky's abstract forms




Kandinsky used simple lines and shapes to describe people, buildings, clouds, the ground, the moon, and other natural and man-made objects.

Over 1-2 pages, using only pencils (and a ruler if you wish), sketch simple, abstract shapes to describe the things you see in the photos (or around you). Sketch a few different versions of each object, animal or person. Label them.

Let's draw abstract people, animals, places, and objects!

Look at the photo cards, images in books or online, or people and objects around you. Can you sketch abstract versions of them?

Kandinsky's abstract forms




Kandinsky used simple lines and shapes to describe people, buildings, clouds, the ground, the moon, and other natural and man-made objects.

Over 1-2 pages, using only pencils (and a ruler if you wish), sketch simple, abstract shapes to describe the things you see in the photos (or around you). Sketch a few different versions of each object, animal or person. Label them.

Let's draw abstract people, animals, places, and objects!

Look at the photo cards, images in books or online, or people and objects around you. Can you sketch abstract versions of them?

Kandinsky's abstract forms




Kandinsky used simple lines and shapes to describe people, buildings, clouds, the ground, the moon, and other natural and man-made objects.

Over 1-2 pages, using only pencils (and a ruler if you wish), sketch simple, abstract shapes to describe the things you see in the photos (or around you). Sketch a few different versions of each object, animal or person. Label and/or annotate them. Once you've finished sketching, use watercolour paints to add colour to some of your sketches.

Let's draw abstract people, animals, places, and objects!

Look at the photo cards, images in books or online, or people and objects around you. Can you sketch abstract versions of them?

Kandinsky's abstract forms



Kandinsky used simple lines and shapes to describe people, buildings, clouds, the ground, the moon, and other natural and man-made objects.

Over 1-2 pages, using only pencils (and a ruler if you wish), sketch simple, abstract shapes to describe the things you see in the photos (or around you). Sketch a few different versions of each object, animal or person. Label and/or annotate them. Once you've finished sketching, use watercolour paints to add colour to some of your sketches.


Name: _____

Date: _____




Name: _____

Date: _____




Name: _____

Date: _____




Name: _____

Date: _____



Name: _____

Date: _____



Name: _____

Date: _____

